

# How to Download eBooks to a computer or Nook or Sony eReader using eRead Illinois (Axis360)

## You will need:

- Clarendon Hills Public Library card and SWAN PIN number
- Compatible computer and ereader device such as Nook or Sony e-reader. (See separate instruction sheets for Kindle Fires and tablets.)
- Adobe Digital Editions software (free)
- Adobe ID Account



## To Begin:


- Download Adobe Digital Editions software to your computer: [www.adobe.com/products/digitaleditions/](http://www.adobe.com/products/digitaleditions/).
- Create an Adobe ID and authorize Adobe Digital Editions: [www.adobe.com/cfusion/membership/index.cfm](http://www.adobe.com/cfusion/membership/index.cfm)


**LOGIN:** On a computer, go to eRead Illinois at <http://cns.axis360.baker-taylor.com/>. In the top right corner, click *Login*. Enter your library card number and tap *Login*.

**BROWSE:** If you have a specific title or author you are looking for, use the search box. 


If you would like to browse by subject, click on the *Browse by Subject* link on the top left of the screen.

eBooks will have an *e* in the corner of the book jacket. A black *e* means the item is currently available for check out and a grayed out *e* means the item is already checked out, but can be placed on hold.

**LIMIT:** Tap the  icon on the left side to limit your search to ebooks only.

Click the  icon to limit to only items that are currently available for check out.



**CHECK OUT:** If you are interested in a book, click on the book jacket. To check out an available book, tap the *Checkout*  button by the book. Confirm checkout and click on the *Download* button. The book should open in Adobe Digital Editions (which you should have already downloaded to your computer).

**READ:** To read the book on your computer, access the book through Adobe Digital Editions. To read the book on an ereader device such as a Nook or Sony ereader, you will need to transfer the book from Adobe Digital Editions to your device.

To transfer an ebook to an ereader:

- In the upper left corner of Adobe Digital Editions, click *Library*.
- Connect your ereader to the computer via USB cord.
- An icon for your device will be displayed in the left menu under *Bookshelves*.

- Click on the ebook and drag it to your device icon. A green plus sign will appear. Release the title and it will be transferred to your device.
  - Eject your device from your computer. The title should now be available to read on your device. You may have to sync your device or check its archives, if you do not see your title right away.
- 
- **RETURN:** To return a book early, right click on the ebook cover in Adobe Digital Editions and select *Return Borrowed Item*.
- 

**With eRead Illinois:**

- You can have 5 items checked out at a time and up to 5 holds placed at a time.
- Items check out for 21 days.
- There are no late fees.